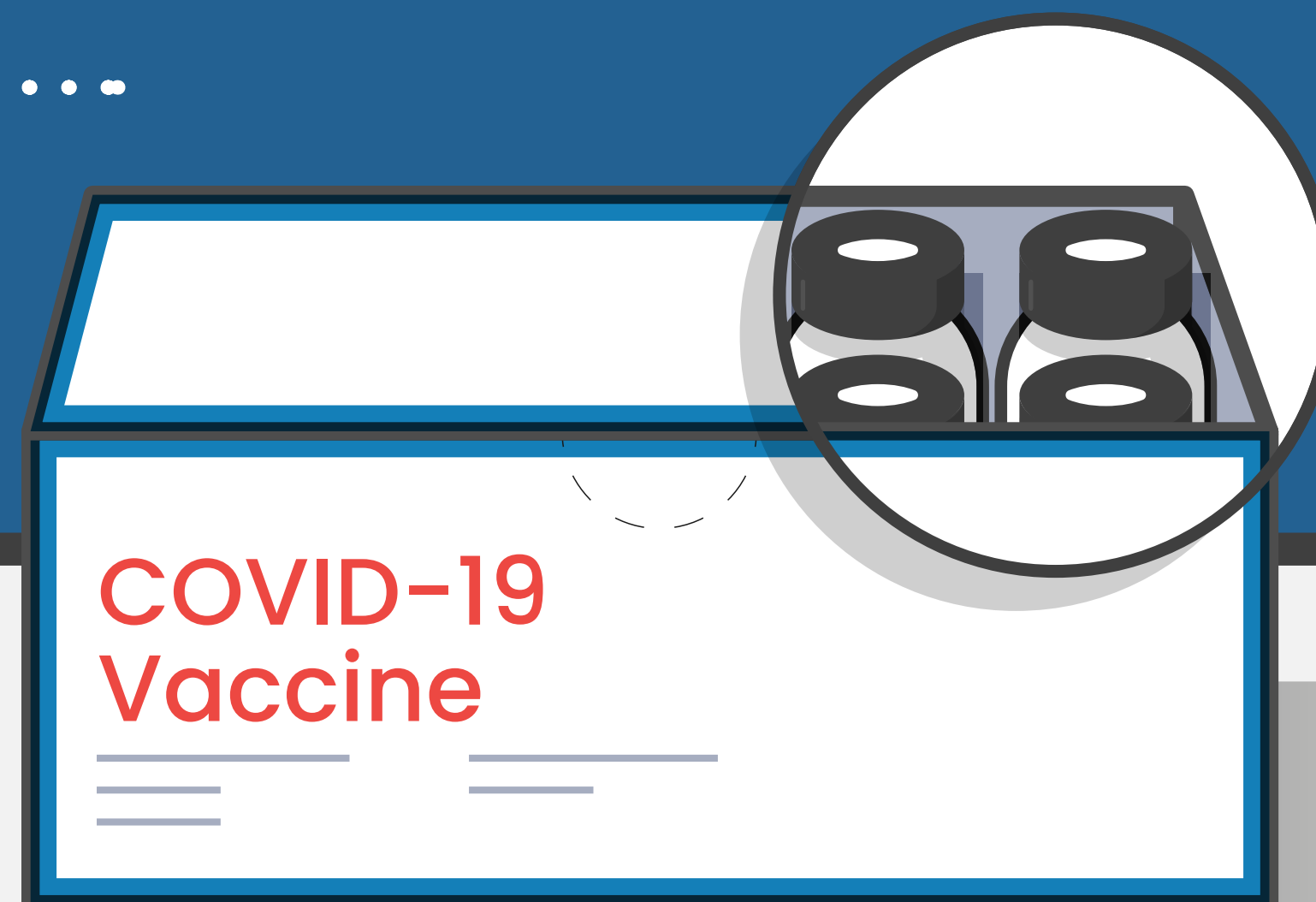


# Storage and Handling instructions

## **SINOPHARM/BIBP**

.....



**PAHO**



Pan American  
Health  
Organization



World Health  
Organization  
REGIONAL OFFICE FOR THE  
Americas

# Storage REFRIGERATION

Store in refrigerator between ranges of temperature indicated, without exceeding the expiration date, in its original packaging to protect from light.

**If the vaccine has a QR code on its container, scan to get updated information on its validity.**

**Do not freeze.**




Between  
**2°C and 8°C**  
36°F and 46°F

**Warning**



**Do not freeze**

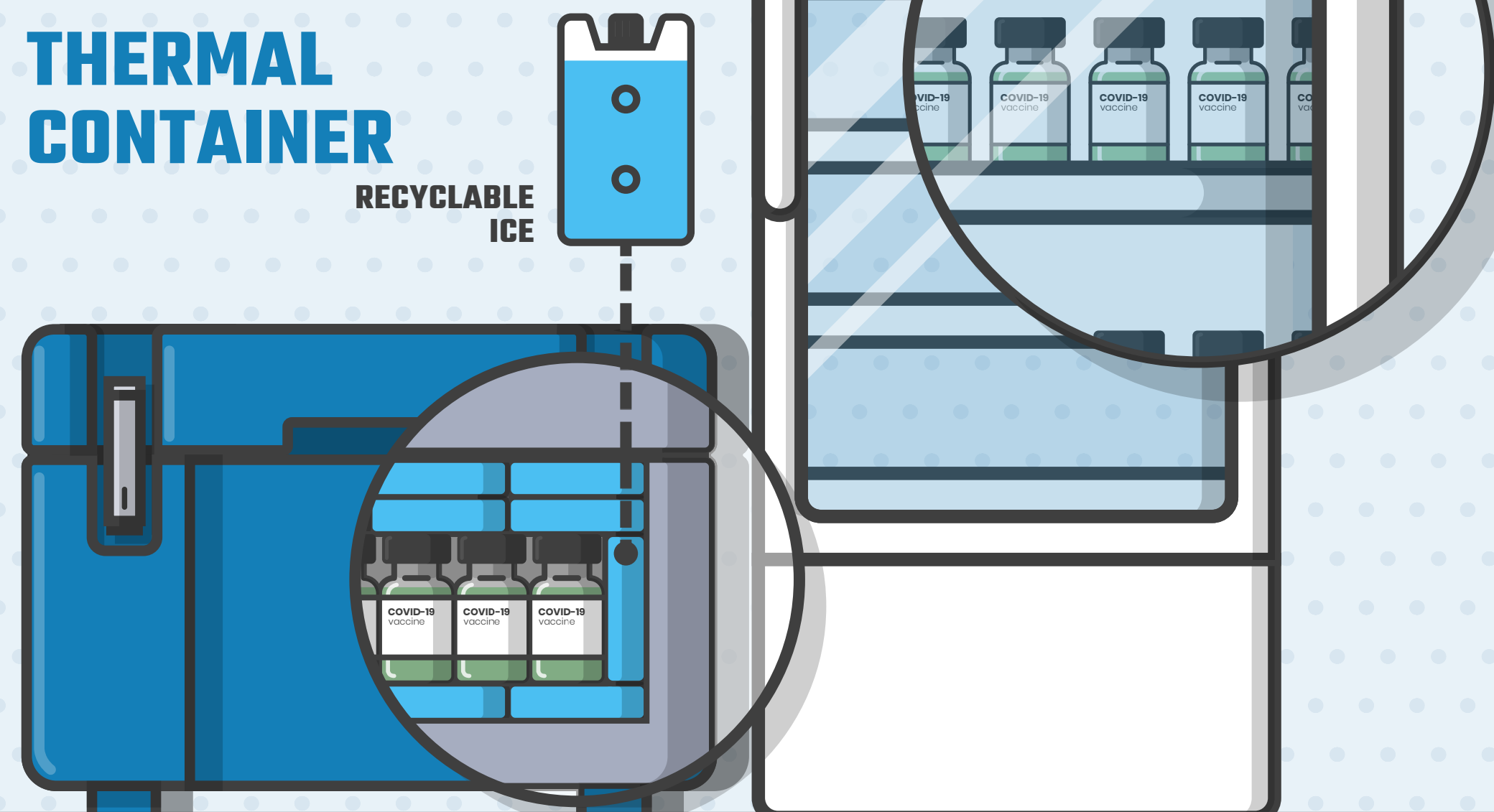


**Protect from light**

## THERMAL CONTAINER

RECYCLABLE ICE

## REFRIGERATOR



# Invert

Gently invert the vaccine vial several times to homogenize the contents.

**Do not shake.**

The vaccine should look like an opalescent suspension.

**Discard the vaccine if there are visible particulates or a pellet is not resuspended.**

**Do not dilute.**



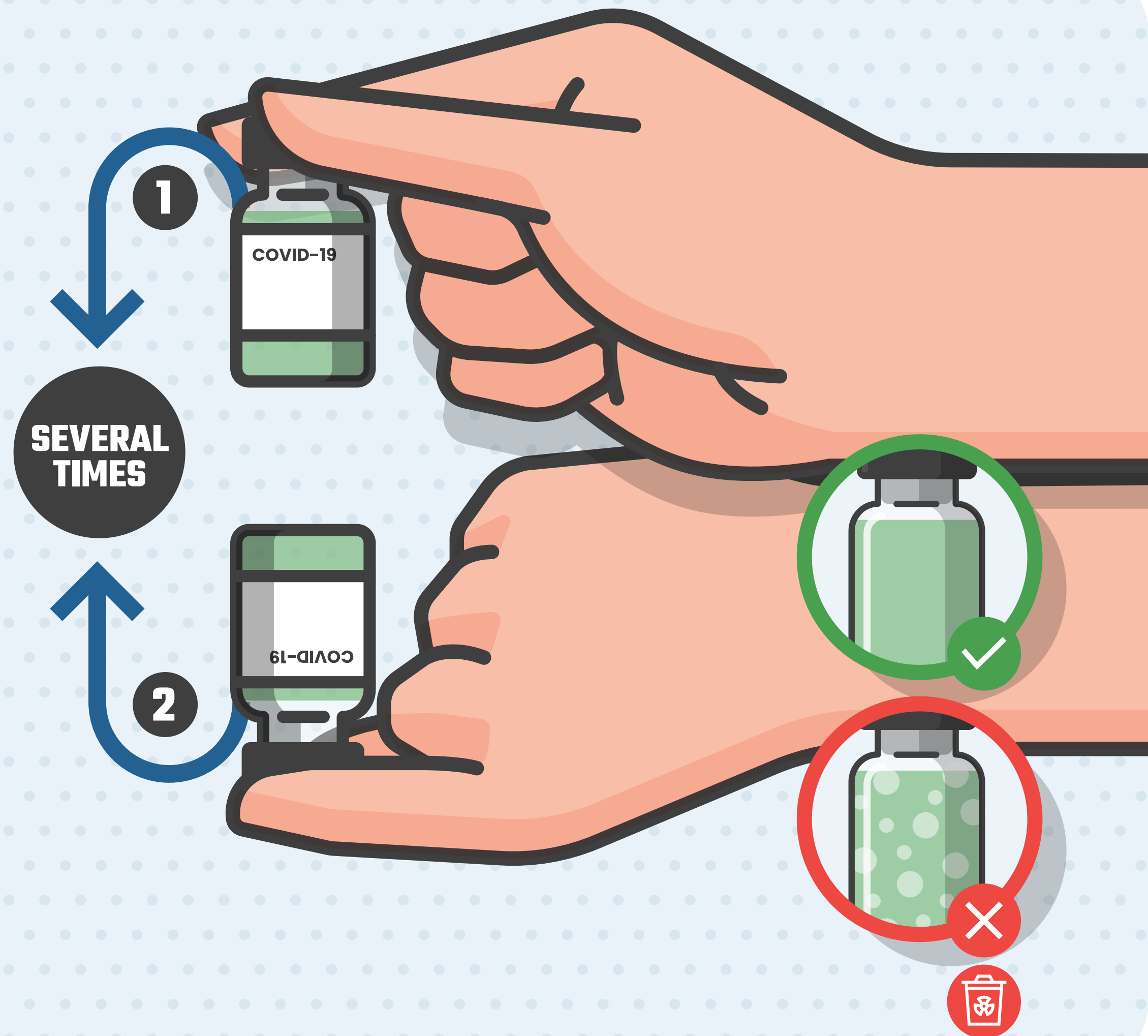
**Repetition**  
Several times



**Room temperature**



**Discard**  
if there are  
particulates or a pellet  
is not resuspended



# Administration

Using aseptic technique, withdraw the 0.5 mL dose from the vial with a 3ml or 1ml Reuse Prevention Syringe (RUP) and an intramuscular injection needle, 21G x 1" (0.80 x 25 mm).

Administer the vaccine by intramuscular injection into the deltoid muscle.

**Do not administer if the dose is incorrect, or if there is discoloration or visible particulates.**

**Do not use the remaining volume of several vials to complete a dose.**

**Remember to record, in a clear way, the name and lot number of the administered product.**



Application into  
**Deltoid muscle**

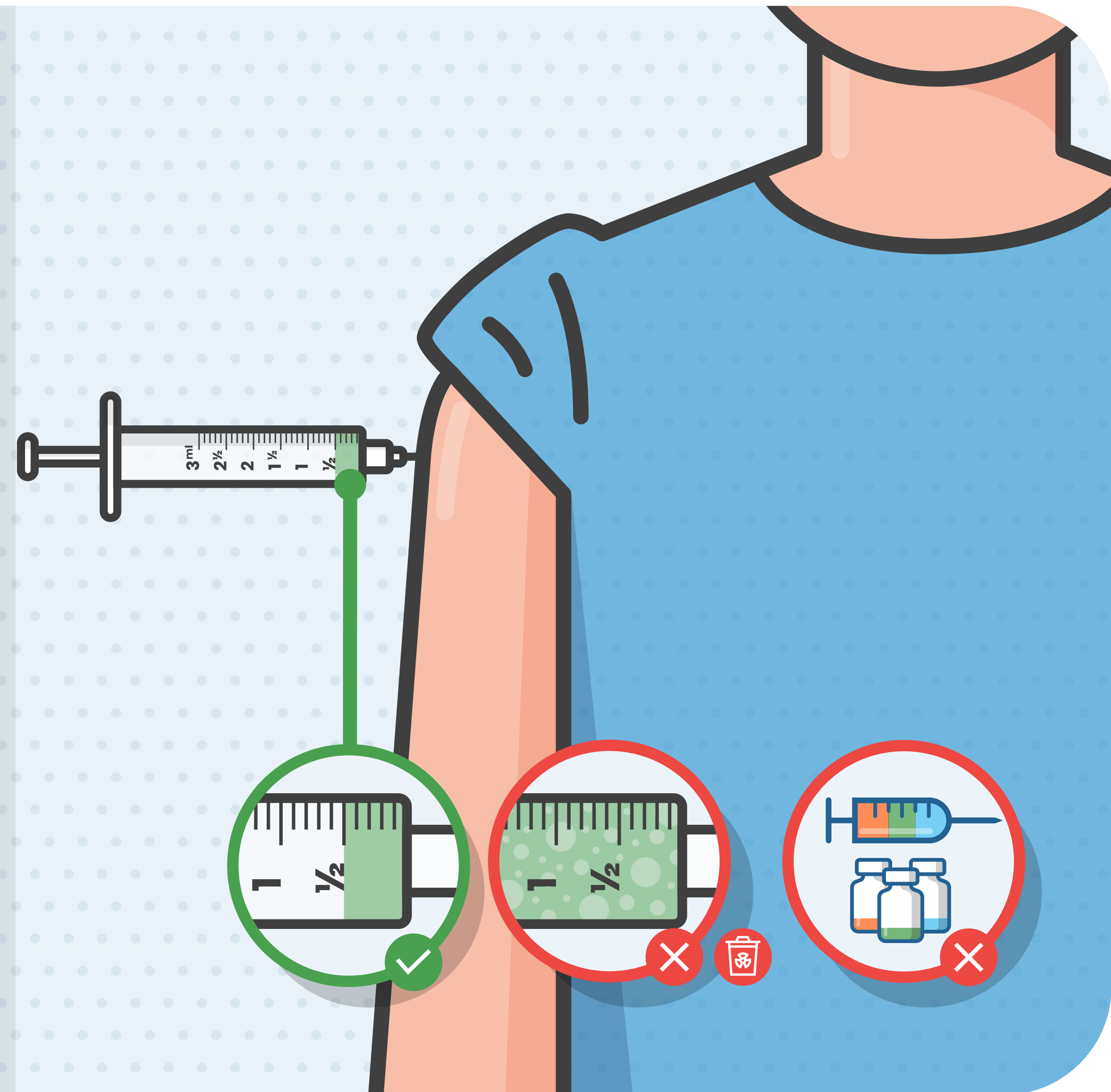


**Discard**

Do not use if the dose is incorrect, if there is discoloration or if there are visible particulates.



Needle  
**Caliber 21 G.**



# Vial in use

After the first puncture of the vaccine vial, the vaccine can be stored at 2°C to 8°C (36°F to 46°F) for up to 6 hours.

**Do not freeze.**

The date and time of the vial opening must be recorded.

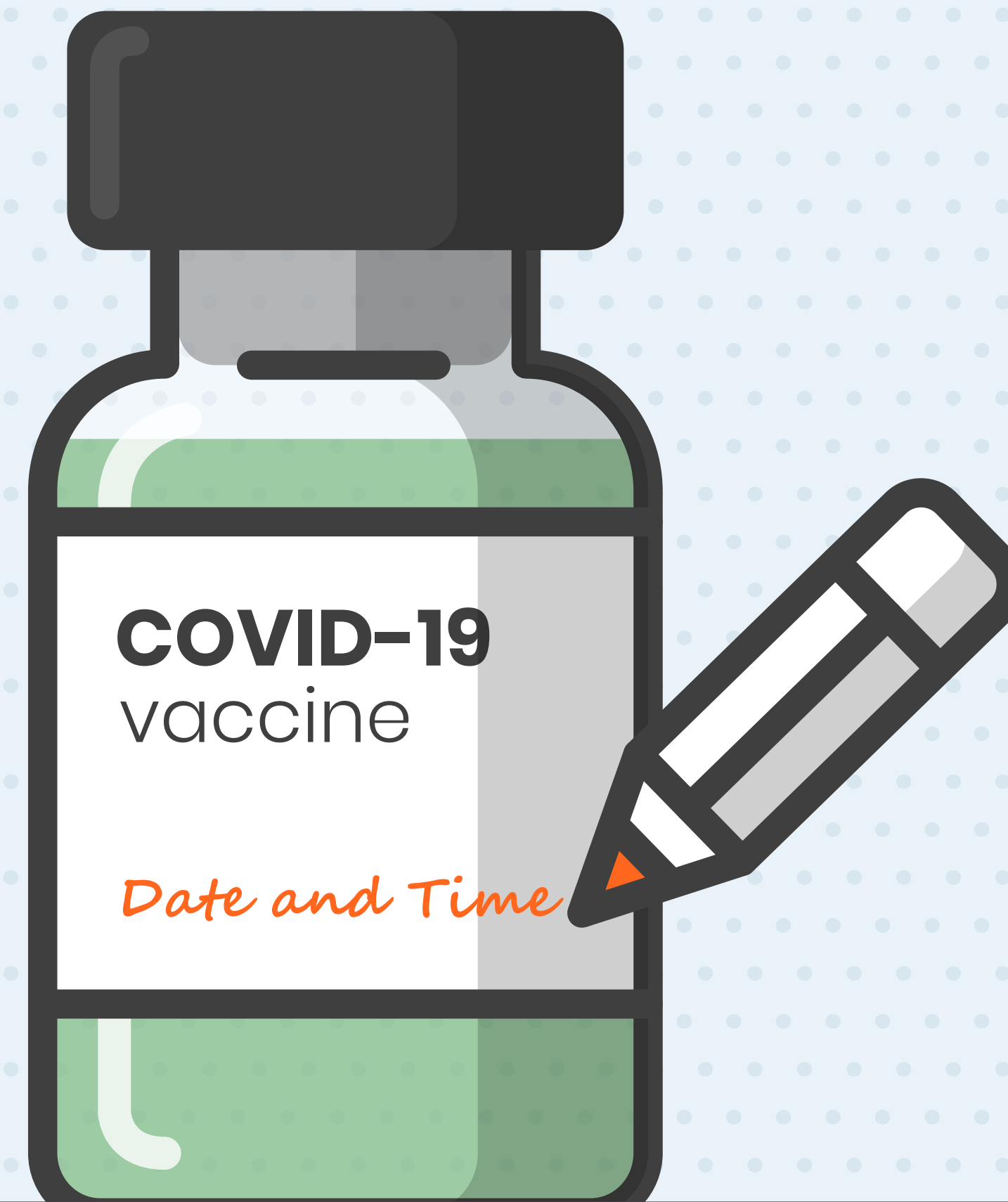
**Store**



Between  
**2°C and 8°C**  
36°F and 46°F

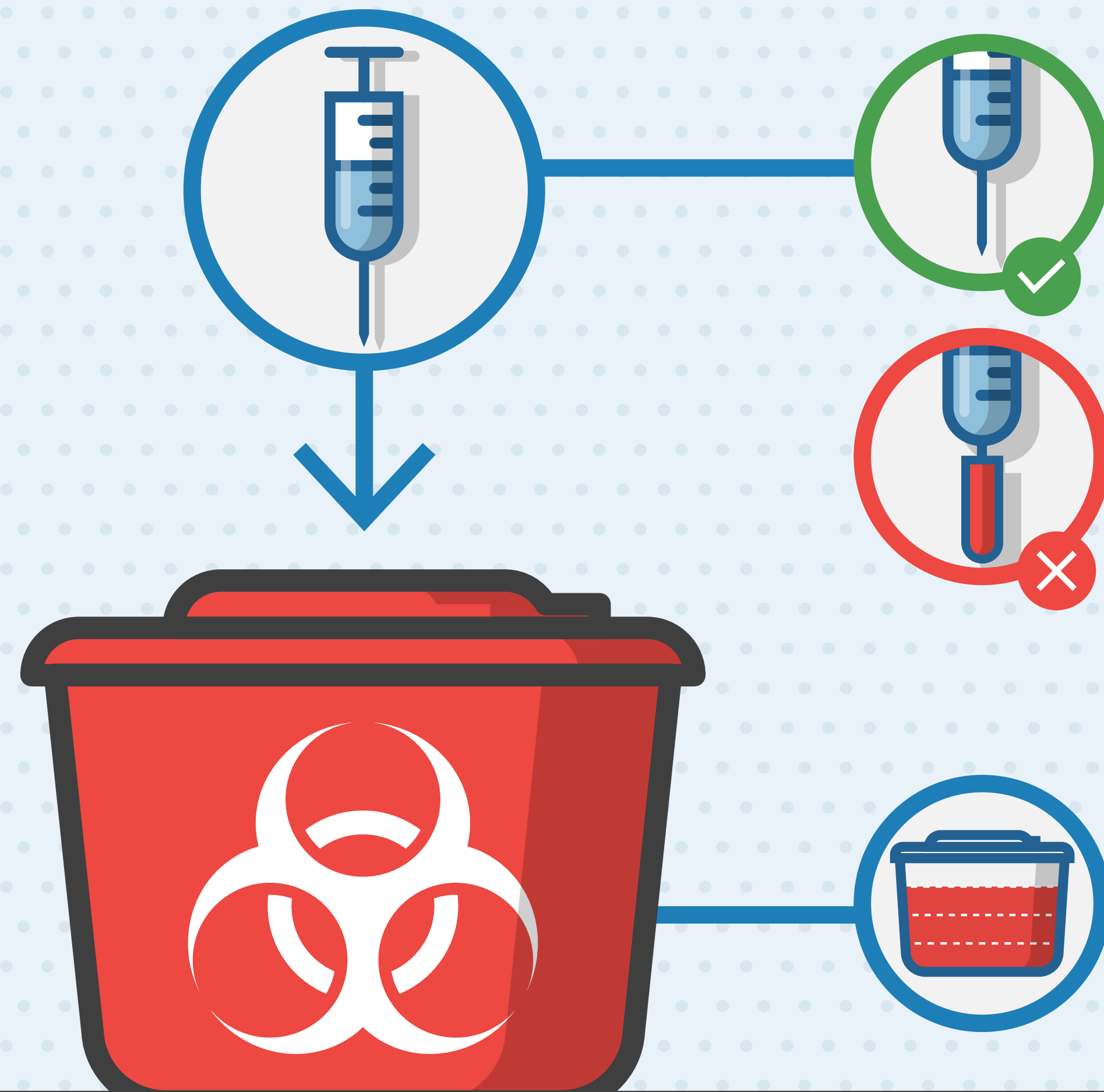


Up to  
**6 hours**



# Disposal of syringes

- Without recapping the needle, dispose of the used syringe in a medical waste safety box or a protected sharps disposal container.
- Do not fill the safety box with more than 3/4 of its capacity or up to the red line marked on the container.
- Seal the safety box before transporting it to the disposal site
- Follow national legislation and rules on disposal





# Disposal of vials

- Used vials and not used vials due to expiration date, heat exposed, discoloration or presence of foreign particulates should be disposed of in a red bag or in biohazard waste containers.
- Containers must be sealed before being transported to the disposal site.
- Follow national legislation and rules on disposal .
- Vials with remaining volume should be discarded.
- To prevent the discarded vials from being recovered, they must be safely disposed of at the site of use; or reverse logistics must be applied so that the vials are transferred to the place established for their elimination. If not, consider the possibility of having the discarded vaccine vials destroyed or crushed, if a safe way of doing so is available.



# Personal Protective Equipment (PPE) Disposal

- PPE includes gloves, aprons and gowns, masks and face shields in the form of single-use goggles or face shields
- Staff must use a different room other than the vaccination room to remove used PPE
- There are special procedures for removing PPE. After the PPE has been safely removed, dispose of it in a special waste container or bag.
- Follow national legislation and rules on disposal
- Remember to wash your hands after removing all PPE

